



BRAIME ELEVATOR COMPONENTS LTD.

England. LS10 1JZ
Telephone: (0113)2457491
Fax: (0113)2435021
Web: www.braille.com
e-mail: elevators@braille.co.uk



SETEM

9, route de Corbie
80800 LAMOTTE WARFUSEE
Tél : (33) 03 22 42 32 26
Fax : (33) 03 22 42 37 33
Email : setem@aol.com
www.braille.com/setem



BRAIME ELEVATOR COMPONENTS LTD.

England. LS10 1JZ
Telephone: (0113)2457491
Fax: (0113)2435021
Web: www.braille.com
e-mail: elevators@braille.co.uk



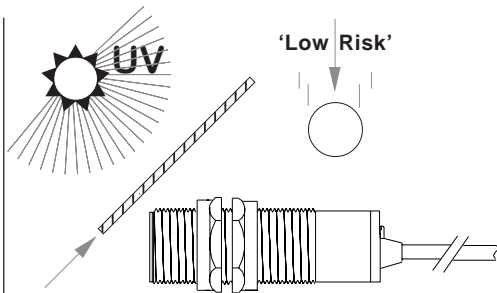
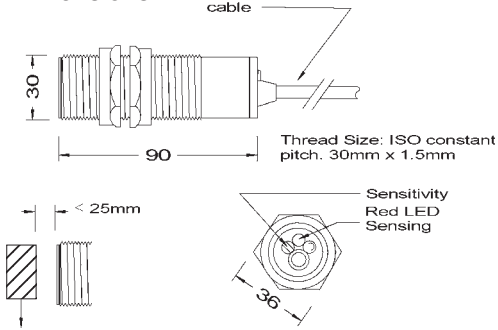
SETEM

9, route de Corbie
80800 LAMOTTE WARFUSEE
Tél : (33) 03 22 42 32 26
Fax : (33) 03 22 42 37 33
Email : setem@aol.com
www.braille.com/setem

Capacitance Sensor Type: **BS15V10AI** 884-031 5mtr 884-040 10mtr

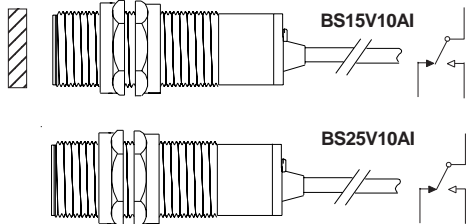
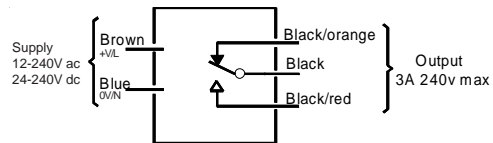
Capacitance Sensor Type: **BS25V10AI** 884-032 5mtr 884-035 10mtr

Dimensions - mm



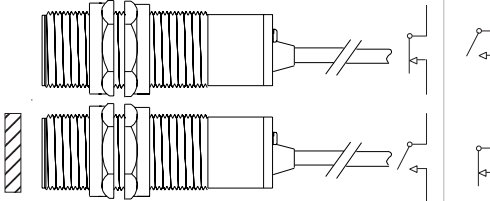
Installation & Calibration

Connections



Output Mode

BS15V... BS25V...



Specification & Approval

Supply V 12-240Vdc, 24-240V ac.
Supply I 3VA.
Output S.P.C.O.
Output Rating .. 240V 3A non-ind.

Approval No:
Baseefa03ATEX0674X

⊕ II 1D T100°C Tamb -15°C to +50°C IP65

IECXBAS04.0034X
TA100°C DIP DIP A20

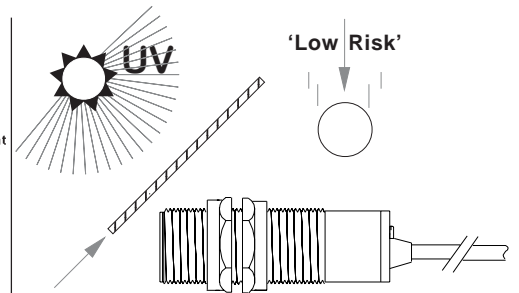
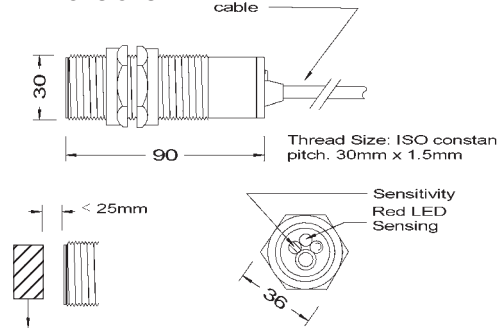


>-BS 15/25AIMAN 644-077(D)

Capacitance Sensor Type: **BS15V10AI** 884-031 5mtr 884-040 10mtr

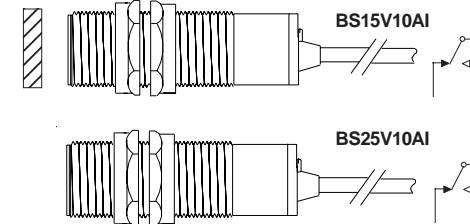
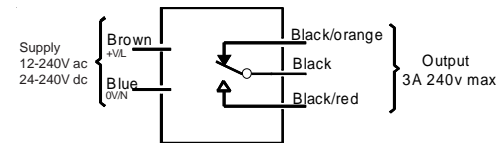
Capacitance Sensor Type: **BS25V10AI** 884-032 5mtr 884-035 10mtr

Dimensions - mm



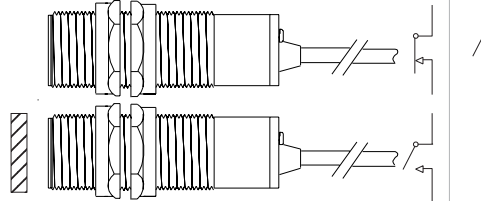
Installation & Calibration

Connections



Output Mode

BS15V... BS25V...



Specification & Approval

Supply V 12-240Vdc, 24-240V ac.
Supply I 3VA.
Output S.P.C.O.
Output Rating .. 240V 3A non-ind.

Approval No:
Baseefa03ATEX0674X

⊕ II 1D T100°C Tamb -15°C to +50°C IP65

IECXBAS04.0034X
TA100°C DIP DIP A20



>-BS 15/25AIMAN 644-077(D)

**DECLARATION OF CONFORMITY****Equipment Description: 30mm Sensors - BS15V10AI & BS25V10AI**

This equipment has been manufactured to conform to the following applicable EU Directives and International Schemes, in accordance with all the required, relevant standards:-

LOW VOLTAGE DIRECTIVE: 2006/95/ECBS EN61010-1: 2010 Safety requirements for electrical equipment
BS EN60332-1: 2004 Single cable flame propagation test**EMC DIRECTIVE 2004/108/EC**BS EN61000-6-3 : 2007 + A1: 2011 Emission Light Standard
BS EN61000-6-1 : 2007 Immunity Light Industrial**ATEX DIRECTIVE 94/9/EC**CERTIFICATE No.: Baseefa03ATEX0674X
CLASSIFICATION: Ex II 1D T100°C IP65 Tamb -15°C to 50°C
NOTIFIED BODY: No. 1180 Baseefa
ADDRESS: Rockhead Business Park, Staden Lane, Buxton,
Derbyshire, SK17 9RZ
EN50281-1-1+amd.1: 1999 Electrical apparatus protected by enclosure**RoHS DIRECTIVE:** No required or relevant standards**INTERNATIONAL SCHEME: IECEX**CERTIFICATE No.: BAS04.0034X
CLASSIFICATION: DIP A20 T100°C Tamb -15°C to 50°C
NOTIFIED BODY: No. 1180 Baseefa
ADDRESS: Rockhead Business Park, Staden Lane, Buxton,
Derbyshire, SK17 9RZ

Each unit has a traceable number and has been designed, manufactured and tested in accordance with the following:-

1. The above equipment and components have been built and assembled in accordance with your order specification and perform to your order requirement.
2. A functional test has been conducted on each unit.
3. A physical inspection has been conducted on each unit.
4. Design, manufacture and test have been carried out in accordance with our quality procedure. Drawings, software, material lists and data sheets are retained at our Company address (shown on this manual).

Special Conditions for Safe Use

1. These sensors are not suitable for mounting where they will be exposed to direct sunlight unless fitted with an auxiliary metal shield completely protecting the plastic enclosure from UV exposure.
2. When the sensor is moulded in opaque polycarbonate or opaque polyamide it is only suitable for use in areas with a low risk of impact. When the sensor is moulded in clear polycarbonate it is suitable for use in areas with a normal risk of impact.

SIGNED:

DATE: 14th February 2011

NAME: R. ASHBY

POSITION: Chief Engineer

Synatel Instrumentation Ltd. Cannock, Staffs. WS11 9TB UK

**DECLARATION OF CONFORMITY****Equipment Description: 30mm Sensors - BS15V10AI & BS25V10AI**

This equipment has been manufactured to conform to the following applicable EU Directives and International Schemes, in accordance with all the required, relevant standards:-

LOW VOLTAGE DIRECTIVE: 2006/95/ECBS EN61010-1: 2010 Safety requirements for electrical equipment
BS EN60332-1: 2004 Single cable flame propagation test**EMC DIRECTIVE 2004/108/EC**BS EN61000-6-3 : 2007 + A1: 2011 Emission Light Standard
BS EN61000-6-1 : 2007 Immunity Light Industrial**ATEX DIRECTIVE 94/9/EC**CERTIFICATE No.: Baseefa03ATEX0674X
CLASSIFICATION: Ex II 1D T100°C IP65 Tamb -15°C to 50°C
NOTIFIED BODY: No. 1180 Baseefa
ADDRESS: Rockhead Business Park, Staden Lane, Buxton,
Derbyshire, SK17 9RZ
EN50281-1-1+amd.1: 1999 Electrical apparatus protected by enclosure**RoHS DIRECTIVE:** No required or relevant standards**INTERNATIONAL SCHEME: IECEX**CERTIFICATE No.: BAS04.0034X
CLASSIFICATION: DIP A20 T100°C Tamb -15°C to 50°C
NOTIFIED BODY: No. 1180 Baseefa
ADDRESS: Rockhead Business Park, Staden Lane, Buxton,
Derbyshire, SK17 9RZ

Each unit has a traceable number and has been designed, manufactured and tested in accordance with the following:-

1. The above equipment and components have been built and assembled in accordance with your order specification and perform to your order requirement.
2. A functional test has been conducted on each unit.
3. A physical inspection has been conducted on each unit.
4. Design, manufacture and test have been carried out in accordance with our quality procedure. Drawings, software, material lists and data sheets are retained at our Company address (shown on this manual).

Special Conditions for Safe Use

1. These sensors are not suitable for mounting where they will be exposed to direct sunlight unless fitted with an auxiliary metal shield completely protecting the plastic enclosure from UV exposure.
2. When the sensor is moulded in opaque polycarbonate or opaque polyamide it is only suitable for use in areas with a low risk of impact. When the sensor is moulded in clear polycarbonate it is suitable for use in areas with a normal risk of impact.

SIGNED:

DATE: 14th February 2011

NAME: R. ASHBY

POSITION: Chief Engineer

Synatel Instrumentation Ltd. Cannock, Staffs. WS11 9TB UK