

M100 Stopswitch

Detect Dangerous Underspeed Stop Conditions

APPLICATION

The M100 Stopswitch is a simple inductive shaft speed-monitoring device. The self-contained unit has a single set point, which signals when the shaft has stopped rotating. It can be used for process control, motion detection and stopped shaft indication.

METHOD OF OPERATION

An inductive sensing device located in the nose of the M100 enclosure will detect a metal target. This target can be an existing bolt head or device attached to a shaft. The M100 Stopswitch requires no calibration and provides an output when the shaft has stopped rotating.

FEATURES

- ▶ Stopped Motion Detection – trip signal if no pulse received within a 4 second period
- ▶ Universal Voltage: 24-240V AC/DC
- ▶ Start up delay: 4 seconds
- ▶ “2-Wire” Technology: allows simple installation
- ▶ Microprocessor Accuracy
- ▶ LED Indication
- ▶ Certified for ATEX Zone 20 & ATEX zone 2G
- ▶ IP67 Protection: totally Sealed Construction
- ▶ M18 x 1.0 ISO treaded body

PART NUMBERS/ACCESSORIES

- ▶ M1001V10AG Stopswitch M100
- ▶ WG1-8A-BR Whirligig (target/bracket/guard)
- ▶ MAG2000M Mag-Con Magnetic Connector for Whirligig



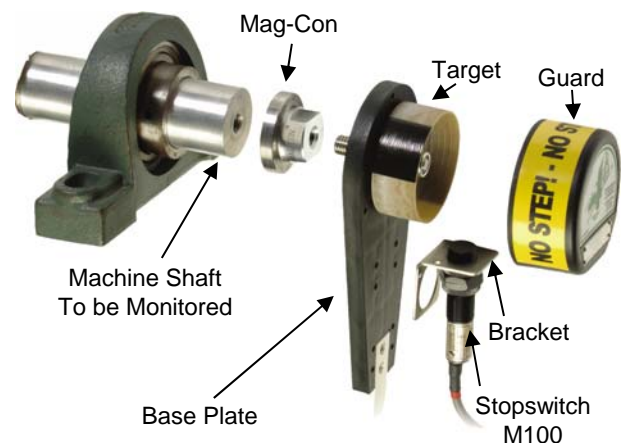
M1001V10AG Gas Approved



ATEX-Approved
 Ex II 1D T100°C-IP 65-ZONE 20
 & CAT 2G
 Ex II 2G EExm IIB
 T4amb -15°C to 50°C



CLASS 2 Div. 1
 Group E, F & G



Stopswitch M100 shown with optional Whirligig and Mag-Con

(Used for simple and reliable installation on shaft speed monitoring applications)

Detailed specifications, wiring diagrams and installation / operating instructions available immediately upon request.

Information subject to change or correction. June 2015



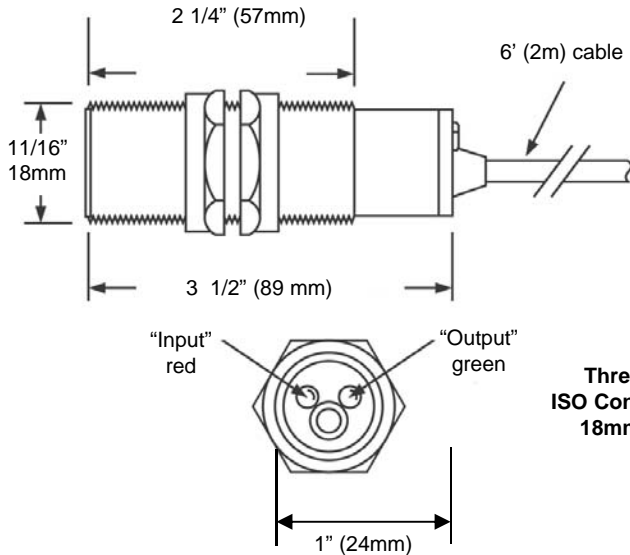
BRAIME

M100 STOPSWITCH

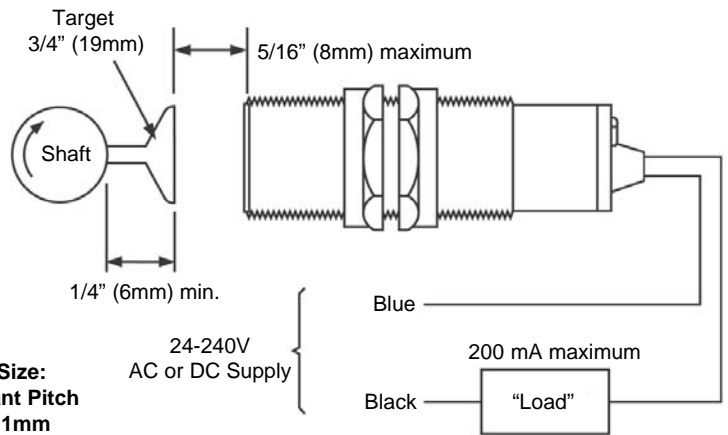
BETTER BY DESIGN

Product Datasheet

M100 Dimensions



M100 Connections



Thread Size:
ISO Constant Pitch
18mm x 1mm

Note: The "load" must have the same voltage rating as the supply being used

TECHNICAL SPECIFICATIONS

Stopswitch – Detect Dangerous Stop Conditions

Switching Capacity:	200 mA maximum
Saturation Voltage:	8 Volts maximum (output on)
Leakage Current:	1.6 mA maximum (output off)
Operating Temperature:	-15°C (- 5°F) to 50°C (+122°F)
Start Up Delay:	4 seconds
Sensing Range:	8mm (5/16") maximum on ferrous metal
Input Pulse Range:	20-2000 ppm maximum
Trip Point:	Stopped motion (4 seconds)
LED Indicators:	Red - "target sensed" Green - "closed circuit"
Relative Humidity:	90% RH
Calibration:	Factory set (no site calibration required)
Cable:	2 m
Approval:	ATEX Zones 20+1 & ATEX Zones 2G Gas
Protection:	IP67

Information subject to change or correction. June 2015