

Binswitch

Capacitive Proximity Sensor

APPLICATION

Detects level or plug situations in bulk granular solids or liquids.

Can also be used for misalignment monitoring on a conveyor or elevator.

METHOD OF OPERATION

The Binswitch Sensor detects level or plug situations for bulk granular solids or liquids in tanks, bins, or silos and can be used as a plug or choke detector in chutes, conveyors and elevator legs. Programmable features include time delay on material arriving or leaving, and failsafe relay settings for high and low levels. A two colour LED shows material present or absent and flashes red or green to show the time delay is operating. The programmable sensor operates on 12-240 VAC/DC and gives a changeover relay contact output. The polycarbonate housing is corrosion and abrasion resistant, dust-tight, and waterproof.

FEATURES

- ▶ Universal Voltage
- ▶ Adjustable Sensitivity
- ▶ 25mm detection range
- ▶ Certified to ATEX & IECEx Class 2 Division 1 Groups E, F & G Approved
- ▶ IP65 Protection: Totally Sealed Construction

PART NUMBERS/ACCESSORIES

- ▶ BS12V10AI 2-Wire Binswitch High Level Fail Safe
- ▶ BS15V10AI 5-Wire Binswitch High Level Fail Safe
- ▶ BS22V10AI 2-Wire Binswitch Low Level Fail Safe
- ▶ BS25V10AI 5-Wire Binswitch Low Level Fail Safe
- ▶ BAS2 Binswitch Abrasion Shield
- ▶ BTAS1 Teflon Abrasion Shield End Cap
- ▶ TMP Top Mounting Plate
- ▶ SMP Side Mounting Plate
- ▶ BMPA 1-1/4" NPT Mount Plate Adaptor
- ▶ BAS Polyurethane Abrasion Shield 1-1/4" NPT
- ▶ BMPG36 Gland Mount
- ▶ KIT CAPA Adjustable level from 0,65 to 2,05 meters



BS12V10AI or BS22V10AI
BS15V10AI or BS25V10AI



ATEX-Approved
Ex II 1D T100°C-IP 65-ZONE 20

IECEx



CLASS 2 Div. 1
Groups E, F, & G



BAS2 Abrasion Shield



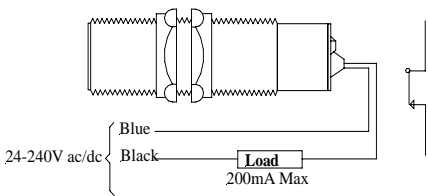
Please refer to instruction manual for correct installation.
Information subject to change or correction. September 2011

TECHNICAL SPECIFICATIONS

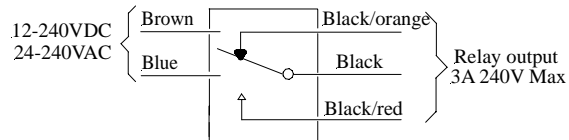
Type	BS12V10AI	BS22V10AI	BS15V10AI	BS25V10AI
Power Supply	24-240 Vac/dc		12-240 Vdc 24-240 Vac	
Approvals	ATEX EX II 1D T100°C (Zone 20) IECEx Zone 20 & CSA			
Contact	Normally Closed	Normally Open	Normally Closed	Normally Open
Max. Frequency	4 Hz			
Protection	IP 65			
Sensitivity	Detects up to 25 mm			
Volt drop	8 V max.			
Cable	2 wires, 5m or 10m cable		5 wires, 5m or 10m cable	
Calibration	Turn sensitivity adjustment screw; the silo must be empty for calibration			
Capacity	200 mA Max.		Changeover relay rated at 3A 240Vac. Non inductive	
Ambiant Temperature	-15° to + 50°C			

CONNECTIONS

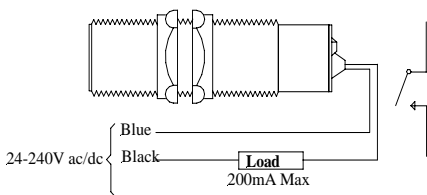
BS12V10AI



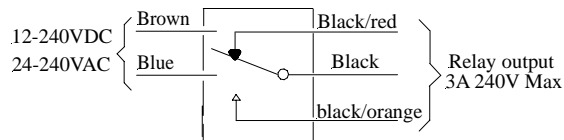
BS15V10AI



BS22V10AI



BS25V10AI

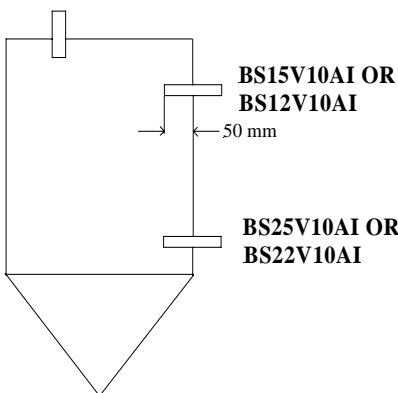


KIT CAPA

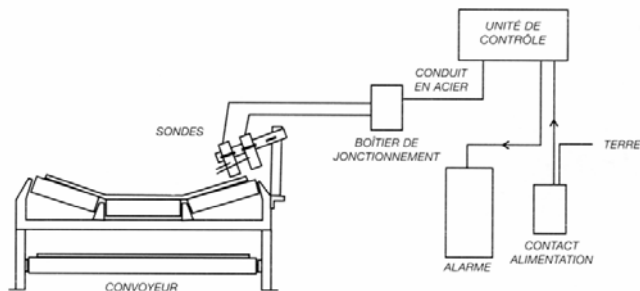


Level or plug indicator

BS15V10AI OR
BS12V10AI



Alignment belt sensor



Please refer to instruction manual for correct installation.
Information subject to change or correction. September 2011