

RLI "SHAKER"

Rotary Level Indicator

APPLICATION

The RLI "Shaker" rotary paddle switch is used to detect high / low levels of bulk granular solids in bins, tanks and silos. It can also be used to detect plug conditions in spouts, where long life and failsafe detection is required.

METHOD OF OPERATION

Utilizing a unique stepper motor drive, the RLI "Shaker" rotates clockwise, then counter-clockwise and then shakes to shed any excess material build up. If the paddle rotation is impeded at any time by the bulk material then the electronic circuit provides a signal for level indication or control.

The RLI "Shaker" uses fewer mechanical parts compared with standard rotary level indicators. No gearbox or clutch is required as the stepper motor drive is directly coupled to the output shaft and is practically indestructible and cannot be damaged by forced or backwards rotation. Also, an adjustable torque control allows one unit to cover many different densities of material, and provides easy on site calibration without having to change paddles.



**NEW
PRODUCT**

RLI "Shaker"
Patent Pending



ATEX Approved

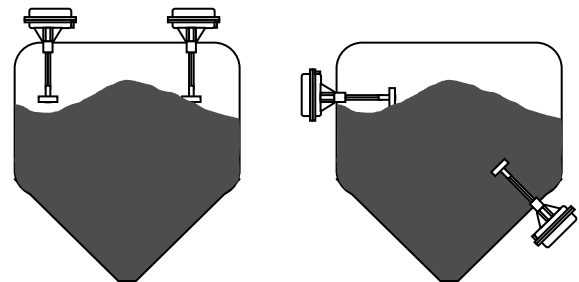
FEATURES

- ▶ Shaking Action for Shedding Material Build Up
- ▶ User Adjustable Torque Control
- ▶ Direct Stepper Motor Drive
- ▶ No clutch and No Gearbox
- ▶ Failsafe Rotation Detection
- ▶ Glass Fibre Reinforced Nylon Housing
- ▶ Vertical Extensions to 2m (maximum) wire rope
- ▶ Built In Adjustable Timer

PART NUMBERS/ACCESSORIES

- ▶ RLIS1V46A RLI "Shaker" 110/240 VAC or 24 VDC (Universal Supply)
- ▶ SMP/1 Side Mounting Plate 1" BSP
- ▶ TMP/1 Top Mounting Plate 1" BSP
- ▶ RLISP5 Spring loaded twin blade paddle stainless steel
- ▶ RLIEXC RLISEXC extension cable 2m stainless steel

Mounting Options (Top & Side)

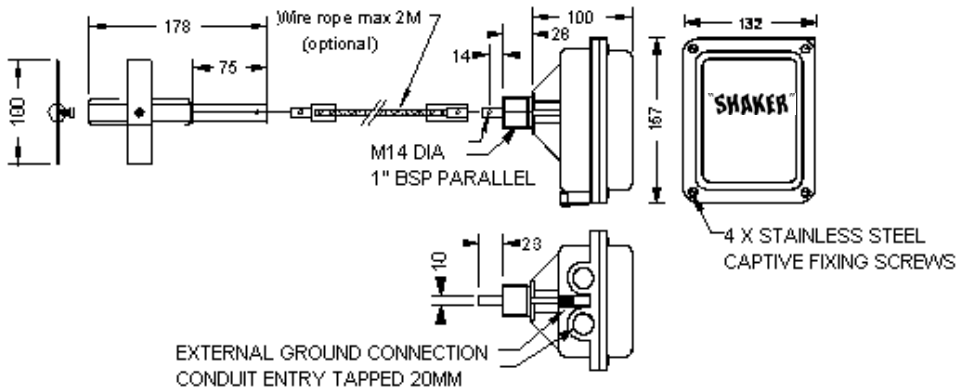


Detailed specification, wiring diagrams and installation/operating instructions available immediately upon request.

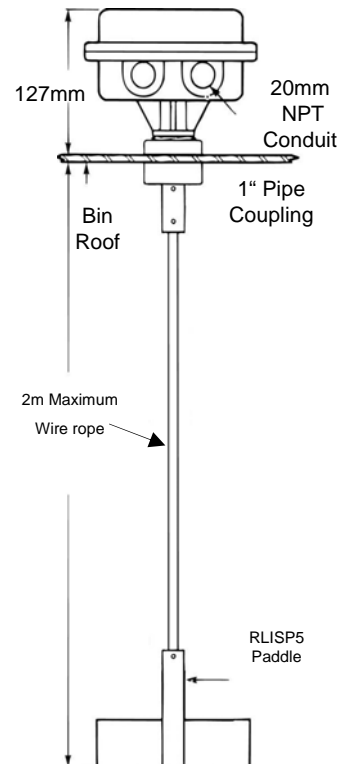
Please refer to instruction manual for correct installation. Information subject to change or correction. March 2013.

TECHNICAL SPECIFICATIONS

RLI "Shaker": Rotary Level Indicator	
Power Supply:	90-250vac or 24vdc + 10%(Universal Supply)
Supply Tolerance:	± 10%
Power Consumption:	6 VA Max AC - 50 mA Max DC
Supply Fuse:	5 Amp (max)
Operating Temperature:	-4°c to + 130°c
Output:	Voltage free change over contact
Contact Rating:	Rated at 2.5 Amps/240 Volts
Time Delay:	0 - 30 Seconds (Adjustable)
Output Mode:	Hi/Low Level (Selectable)
Calibration:	Electronic Torque Control (Adjustable)
Conduit Entry:	Two, 20mm conduit entry (one blind)
Mounting:	1" B.S.P parallel thread
Connections:	Screw Terminal Block
LED Indicators:	1)Supply 2)Output 3)Rotation sensing
Enclosure:	Flame Retardant Glass Reinforced Nylon
Approval:	ATEX BAS01 ATEX1400X ExII 1D,IP65
Weight:	2Kg (Power Pack Only)

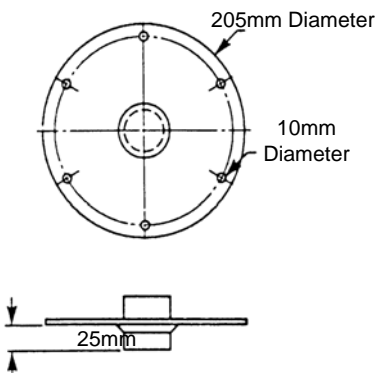


WITH SHAFT EXTENSION



MOUNTING PLATE

SMP/1 & TMP/1



Please refer to instruction manual for correct installation.
Information subject to change or correction. March 2013.